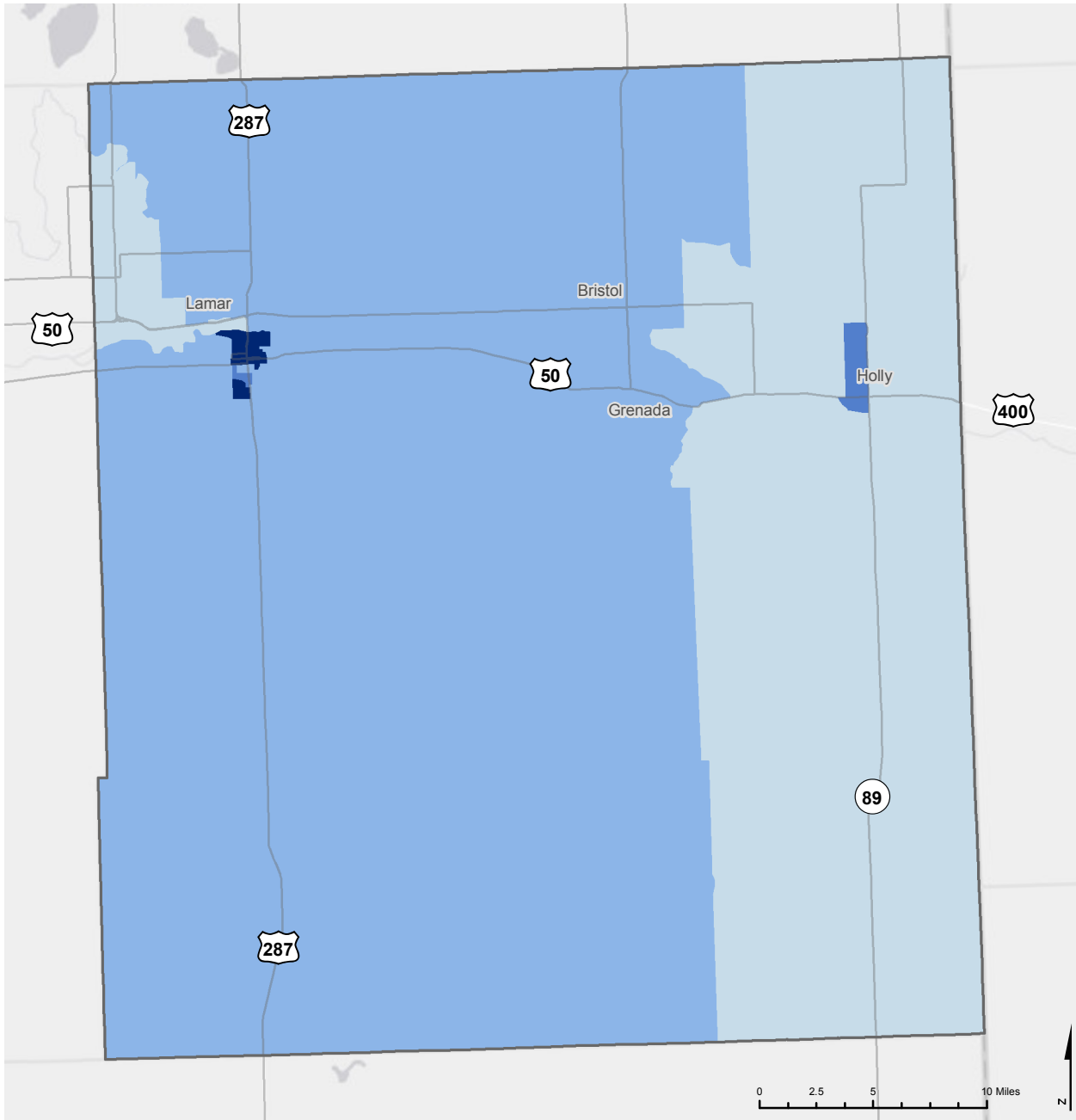


Estimated Prevalence of Children and Youth with Obesity (2013-2015):

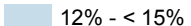

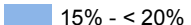

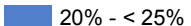

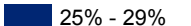

Prowers County, Colorado



This map displays the percentage of children and youth 2-17 years of age with obesity, by census block group, based upon body mass index (BMI) measurements contributed to the Colorado BMI Monitoring System from multiple health care organizations. BMI was calculated from height and weight and plotted on the Centers for Disease Control and Prevention (CDC) male or female BMI-for-age growth chart to determine a percentile. Obesity was defined as a BMI at the 95th percentile or higher. The percentage with obesity was calculated for each census block group by dividing the number of children and youth with a BMI at the 95th percentile or higher by the total number of valid BMI measurements available in that census block group.

These data are comprised of children and youth 2-17 years of age who reside in Prowers County. The total number of children and youth represented with valid BMI measurements is 2,491, or 77% of the total children and youth population of 3,250, as reported from the 5-year American Community Survey (2011-2015). Census block groups were designated as having insufficient data for display if: 1) the total population was fewer than 50 individuals; or 2) fewer than 50 valid BMI measurements were available; or 3) coverage was less than 20% of the population 2-17 years of age.

Prowers County Average 23%

 12% - < 15%	 Insufficient Data
 15% - < 20%	 County Boundary
 20% - < 25%	 Freeways
 25% - 29%	 Major Roads

Range: 12% - 29%

To request additional maps and/or aggregated data tables, please contact COBMIMonitoringProject@gmail.com

BMI Data Contributors: Children's Hospital Colorado, Denver Health, High Plains Community Health Center, Kaiser Permanente Colorado, Metro Community Provider Network, and Salud Family Health Centers